

NEW RESOURCES FOR SUBSCRIBERS

If you have a monthly subscription to Mini Revolutions, you have access to an online community that houses all of these new resources. Be sure to speak with your purchaser about how to access them.

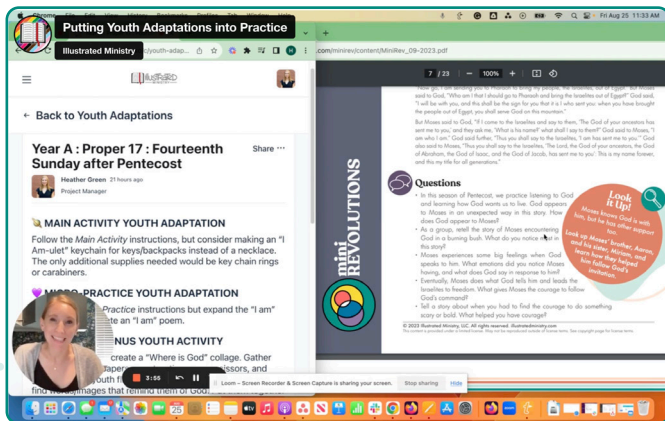
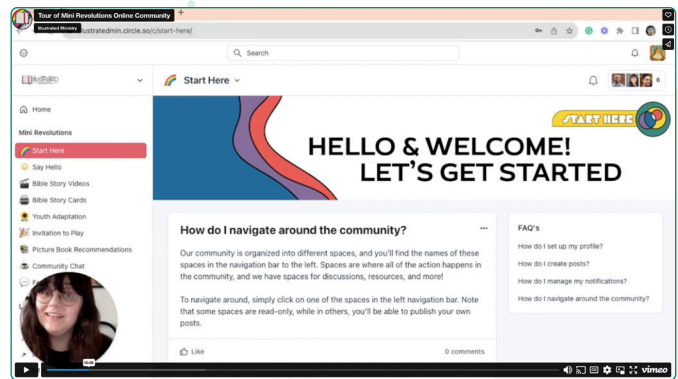
If you don't have a monthly subscription, go here to subscribe and unlock these resources:
illustrdm.in/MiniRevSubscribe

Online Community

The Mini Revolutions Online Community is a digital space for active subscribers to find support, share ideas, and access these expanded curriculum resources and materials collections.

For a quick tour around our Mini Revolutions Online Community, check out this video:

vimeo.com/illustratedmin/minirevtour



Youth Adaptations

Youth Adaptations provide fresh ideas and conversations each week on adapting the curriculum to use with middle and high school students.

To learn how you can adapt Mini Revolutions for your youth ministry, check out this video:

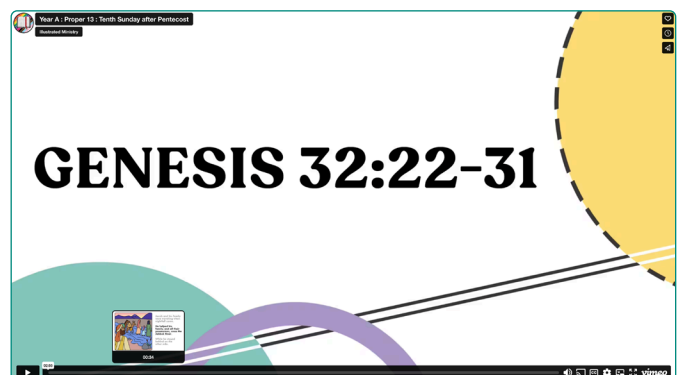
vimeo.com/illustratedmin/youthadaptations

Bible Storytelling Videos

Interactive storytelling videos using full-color illustrations from the weekly Bible Story Booklet. Available to stream or download, you can watch these videos with your kids or use them as a model for your own storytelling.

Check out this sample of our Bible Storytelling Videos:

vimeo.com/illustratedmin/minirev-video



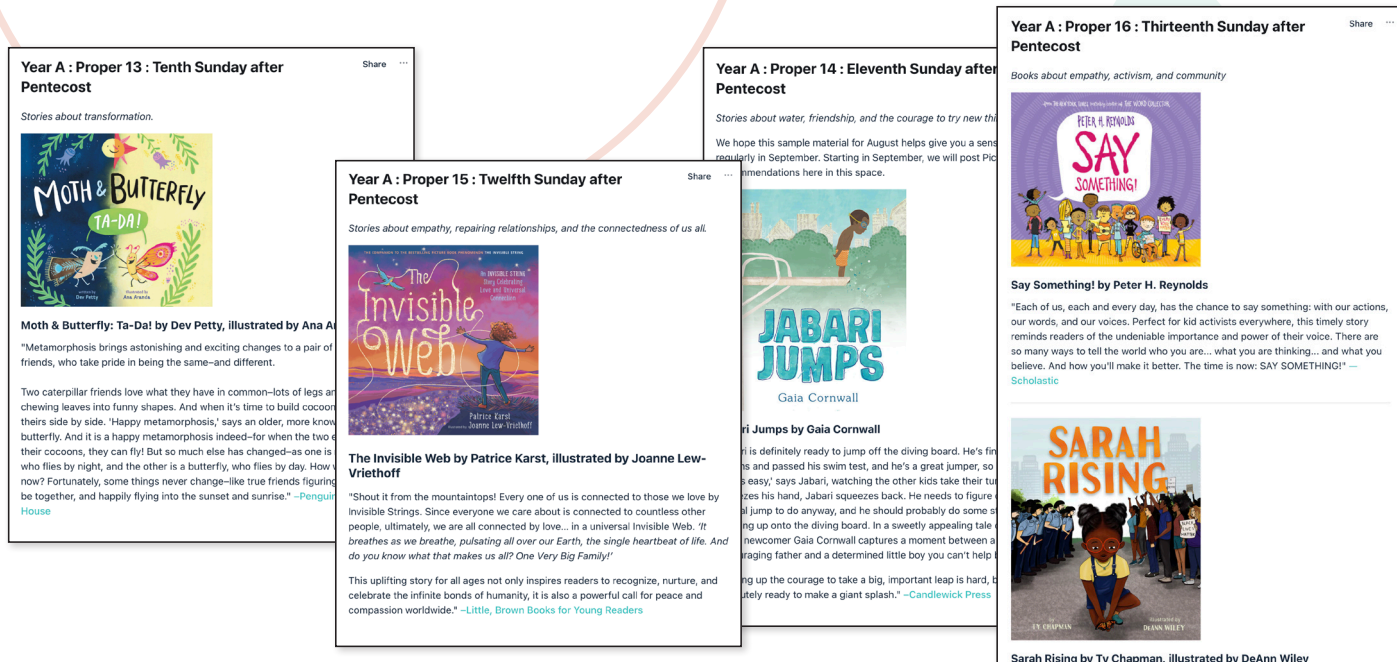
Bible Story Cards

Full-color illustrations and text from the weekly Bible Story Booklet enlarged to print each panel on an 8.5x11" sheet of paper.



Picture Book Recommendations

Recommendations of picture books we love that go well with each week's story or theme.



Invitation to Play

Invitations to Play are an easy, accessible, and flexible approach to nurturing childhood spiritual growth. By arranging simple sensory and imaginative play materials in an inviting way, Invitations to Play provides space for meaning-making through minimally structured play. You can learn more on our FAQ page here: illstrtdm.in/InvitationToPlayFAQ



Invitation to Play

Fourteenth Sunday after Pentecost, Sunday between August 28 and September 3

Invitations to Play are an easy, accessible, and flexible approach to nurturing childhood spiritual growth. By arranging simple sensory and imaginative play materials in an inviting way, Invitations to Play provides space for meaning-making through minimally structured play.

Set up materials from the materials list in an area that is appropriate for the type of play. **Invite** participants to the experience by reading the script to introduce both the main ideas and the materials. **Guide** participants in ways to engage with the materials. Allow time and space for non-directed play. Then, **Reflect** by using the suggested prompts and questions to encourage continued engagement with the materials and ideas, especially if individual interest is waning or as a way to gather and close your time together as a group.

Questions about Invitation to Play? Check out our FAQ page by scanning the QR code or going here: illstrtdm.in/InvitationToPlayFAQ



Scripture: Exodus 3:1-15

Materials

- Balls of homemade or store-bought playdough (one ball/person)
- Items to add color to the dough: food dye, tempera paint, glitter, sequins, etc.
- Items to add texture to the dough: pom poms, beads, shiny confetti, etc.
- Items to add scent to the dough: flavor extracts (e.g., vanilla, mint), non-toxic naturally scented flowers or leaves (e.g., lavender, rose, herbs, fragrant grass)

Optional materials:

- Playdough tools (e.g., cookie cutters, plastic utensils, etc.)
- One small item per person to represent themselves and/or God (e.g., heart-shaped bead, wood peg doll, etc.)
- Plastic wrap or bags

1. Set Up

Set out materials (loose or in trays) that participants will incorporate into the dough. For younger participants, reserve liquid dyes and scents to offer during play. Leave balls of playdough in an airtight container.

2. Invite

Let's create playdough that reminds us God is in all things. We can use our senses to see, touch, smell, and listen for God in our playdough and everywhere we find ourselves. God spoke to Moses through a burning bush, and today God speaks to us through the Holy Spirit moving in and around us. When we pay close attention, we can find the Holy Spirit in and around us, which lets us see, feel, smell, and hear that God is with us.

3. Guide

Pass out balls of playdough, and invite participants to add materials by pushing them into the dough, rolling the dough over them, or kneading them into the dough. Assist younger individuals with adding liquid colors or scents of their choice (a couple drops at a time), allowing them to mix, see, and smell the results. Add more if desired.

4. Reflect

Encourage your group to observe, touch, smell, and listen to the materials. Ask: "What colors do you see? Is it rough or smooth? I wonder what it smells like? Can it make a sound?"

Additional Notes

- Supply playdough tools to encourage continued engagement.
- Offer a small item to "hide" and "seek" in the playdough.
- Send playdough home in plastic wrap or a bag.

Interested in Subscribing?

Monthly subscribers gain access to an online community, which houses all of our additional resources for Mini Revolutions. Below you can see a breakdown of what is available as part of our monthly subscription, and what you'll get if you just purchase it as needed:

	MONTHLY SUBSCRIPTION \$29.99/MONTH	PURCHASE MONTHLY \$24.99
SCRIPTURE FROM RCL	●	●
DISCUSSION QUESTIONS	●	●
BIBLE STORY BOOKLET	●	●
LOOK IT UP	●	●
ACTIVITY	●	●
MICROPRACTICE <i>with shareable graphic</i>	●	●
PRAYER	●	●
COLORING PAGE	●	●
BIBLE STORY VIDEO	●	
BIBLE STORY CARDS <i>large-format & full-color</i>	●	
INVITATION TO PLAY <i>guided sensory play</i>	●	
YOUTH ADAPTATION	●	
PICTURE BOOK RECOMMENDATIONS	●	
ACCESS TO ONLINE COMMUNITY	●	

